

City of Vaughan | Greenhouse Gas Emission Community Action Plan

Steering Committee Meeting #4

January 29th, 2014



The background features several stylized, light blue cloud shapes of varying sizes and positions, creating a soft, atmospheric effect. The clouds are rendered with a simple, rounded aesthetic.

WELCOME!

Meeting Purpose

- “ Review draft Community CAP
- “ Establish community GHG reduction targets
- “ Confirm and identify additional implementation mechanisms
- “ Discuss your role moving forward

Meeting Agenda

Welcome and Agenda Review

Project Updates

Review of Draft CAP

GHG Emissions and Reduction Targets

Implementation Mechanisms

Wrap Up

The background features several light blue, cloud-like shapes of varying sizes and positions. One large shape is at the top, another is on the left, and a smaller one is at the bottom right.

DRAFT CAP

CAP Contents

- ” Message from the City
- ” Message from the Steering Committee
- ” Acknowledgements
- ” Introduction
- ” The Community of Vaughan
- ” Overview of the Plan
- ” Vision and Mission
 - ” Targets
- ” Actions and Opportunities
 - ” Residential
 - ” Industrial, Commercial, and Institutional
 - ” Transportation
 - ” Waste
- ” Summary of Actions and Impacts
- ” Next Steps: Implementing the Plan

Actions

Anything to add, change?
Anything missing?

- “ New Construction Requirements for Residential Buildings
- “ Residential Energy Conservation and Efficiency Retrofit Program
- “ District Energy
- “ New Construction Requirements for Commercial Buildings
- “ IC&I Energy Conservation and Efficiency Retrofit Program
- “ Land Use Planning Policy
- “ Active Transportation and Transportation Demand Management
- “ Public Transit Enhancements
- “ Residential Waste Diversion

Opportunities

Anything to add, change?
Anything missing?

- “ Sustainable Neighbourhood Pilot
- “ Environmental Leaders Network
- “ Eco-Business Zone
- “ Enhanced Anti-Idling Efforts
- “ Electric Charging Stations
- “ Use of Alternative Fuels
- “ IC&I Waste Diversion and Leadership
- “ IC&I Food Waste Diversion

Summary of Actions and Impacts

Anything to add, change?
Anything missing?

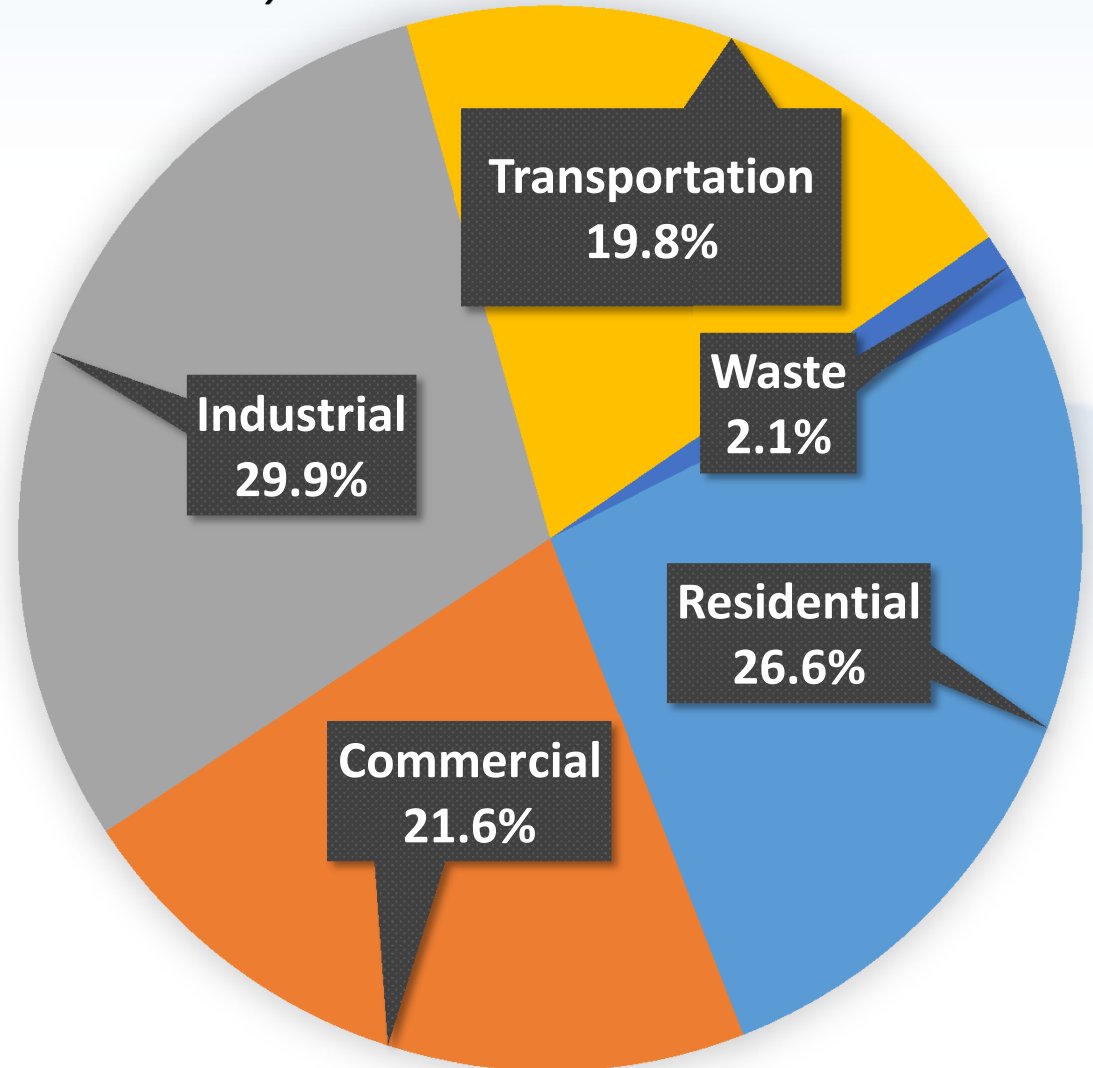
Action	Environmental Benefits			Social and Economic Benefits	Total Cost
	GHG Reduction Potential at 2016 (Tonnes/Year)	GHG Reduction Potential at 2026 (Tonnes/Year)	Other Env. Benefit		
New Construction Requirements for Residential Buildings	13,000	46,000	+	<ul style="list-style-type: none"> • Reduced utility costs • Increased value of home • Strengthened green technology industry • Increase physical activity from better built form and connectivity • Improved access to nature 	TBD
Residential Energy Conservation and Efficiency Retrofit Program	2,300	4,000	+	<ul style="list-style-type: none"> • Reduced utility costs • Increased value of home • Strengthened green technology industry 	TBD
District Energy	N/A	28,000	+	<ul style="list-style-type: none"> • Reduced business operating costs • Strengthened green technology industry 	TBD
New Construction Requirements for Commercial Buildings	28,000	166,000	+	<ul style="list-style-type: none"> • Reduced business operating costs • Reduced labour and maintenance efforts • Strengthened green technology industry 	TBD
IC&I Energy Conservation and Efficiency Retrofit Program	25,000	45,000	+	<ul style="list-style-type: none"> • Reduced business operating costs • Strengthened green technology industry • Improved corporate image 	TBD
Land Use Planning Policy	1,700	7,200	+	<ul style="list-style-type: none"> • More efficient use of land • Increased physical activity • Stronger communities • Shorter commute times • Reduced travel costs • Local economic development 	TBD



GHG EMISSIONS

Baseline Emissions

Vaughan Community GHG Emissions by Sector – 2006 Baseline



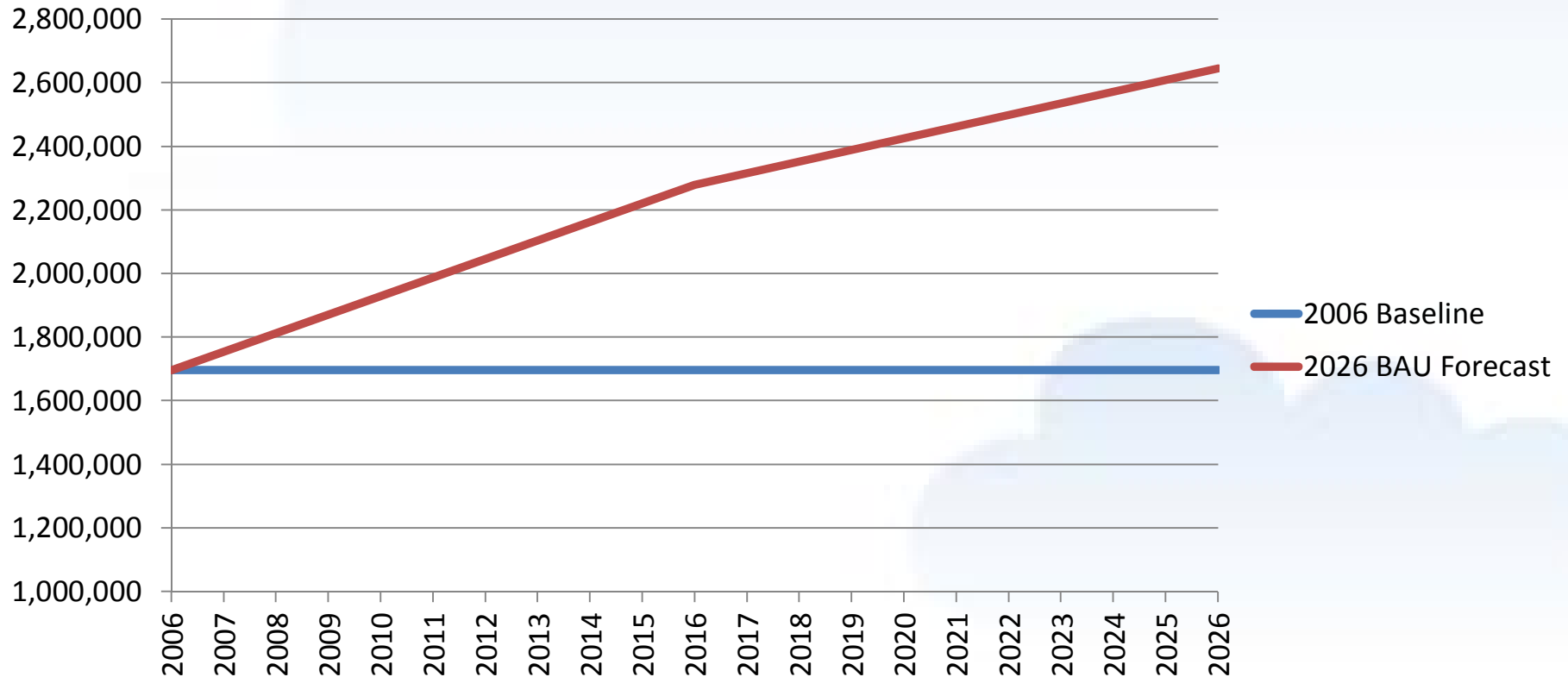
Sector	GHGs (t)
Residential	450,778
Commercial	367,013
Industrial	507,293
Transportation	335,462
Waste	35,066
Total	1,695,612

Rapid Population Growth



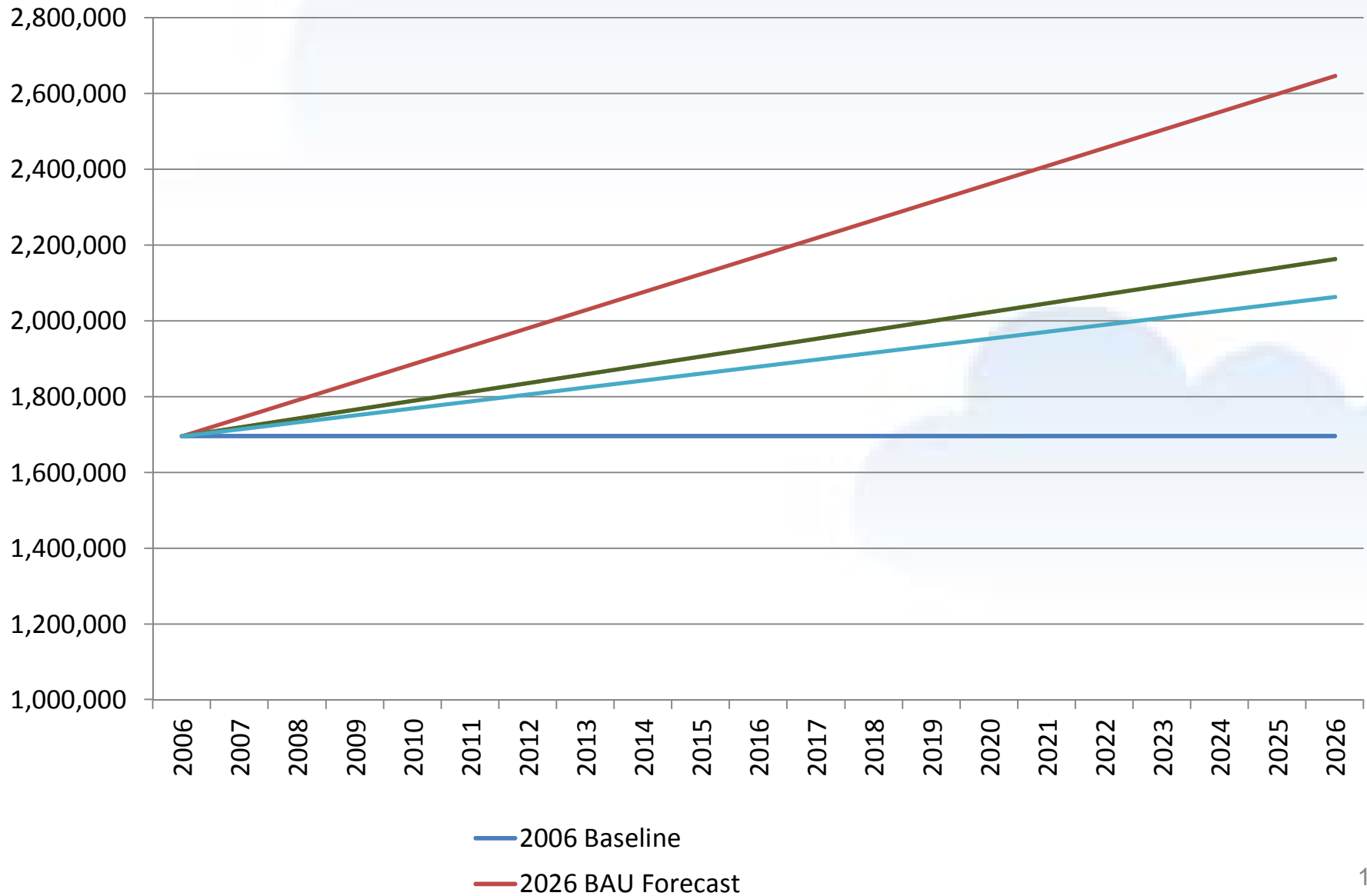
- “ Population was 249,345 in 2006
- “ Projected to reach 388,800 by 2026

Forecasted GHG Emissions



- “ Additional 583,000 tonnes GHG/year in 2016 from baseline
- “ Additional 950,000 tonnes GHG/year in 2026 from baseline

GHG Reductions



GHG Reductions

- “ 2016: With all Actions implemented...
 - “ Estimated absolute increase of 24% above the 2006 baseline in 2016
 - “ Estimated per capita reduction of 4.85% below the 2006 baseline in 2016

- “ 2026: With all Actions implemented...
 - “ Estimated absolute increase of 28% above the 2006 baseline in 2026
 - “ Estimated per capita reduction of 18% below the 2006 baseline in 2026



GHG REDUCTION TARGETS

GHG Reduction Targets

- “ Partners for Climate Protection (PCP) program recommends a target of 6% reduction in community GHGs over 10 years
- “ Many communities also establish a longer term target
- “ Factors to consider:
 - “ Impacts of Actions
 - “ Continuation of Actions
 - “ Non-direct impacts (not quantified in analysis)
 - “ Additional Opportunities



What have other Communities Done?

Modest	Intermediate	Ambitious
<p>City of Prince George, BC “ 2% reduction over 10 years</p>	<p>Town of Richmond Hill “ 6% reduction over 10 years</p>	<p>North Durham “ 10% reduction over 10 years “ 34% reduction over 25 years</p>
<p>District of Invermere, BC “ 3% reduction (no timeframe)</p>	<p>Region of Waterloo “ 6% over 10 years</p>	<p>City of Pickering “ 35% reduction over 20 years</p>
<p>De Salaberry, MB “ 6% reduction (no timeframe)</p>	<p>Niagara Region “ 6% over 10 years “ 10-15% over 24 years</p>	<p>Town of Caledon “ 17% reduction over 15 years</p>
	<p>Durham Region “ 5% over 8 years “ 20% over 13 years</p>	

Targets for Vaughan

- “ 10 and 20 year from baseline targets?
- “ Per capita targets?
- “ How aggressive do we want to be?

- “ Factors to consider:
 - “ Achievable
 - “ Community and council support
 - “ Implementing partners



Proposed Targets

6% per capita below the 2006 baseline year
by 2016

18-20% per capita below the 2006 baseline
year by 2026



IMPLEMENTATION

Implementation

- “ Roles and Responsibilities
 - “ Community Partners
 - “ City of Vaughan
 - “ Community CAP Committee
- “ Mobilizing the Community
- “ Resources and Funding
 - “ Facilitation of CAP Committee
 - “ Community Project Fund
 - “ External Funding
- “ Ongoing Tracking and Monitoring

Community Partners

- “ Support or lead specific actions and opportunities in the CAP

What is the process to decide who leads or supports actions or opportunities?

How do we ensure actions or opportunities keep moving forward?

CAP 'Committee'

- “ Ongoing committee/group to coordinate and plan ongoing implementation of the CAP
- “ Meet once or twice per year; facilitated by the City

Who should be on this 'committee'?

What is the 'committee' role?



WRAP UP



Next Steps

- “ Review Steering Committee input
- “ City of Vaughan internal review
- “ Draft Community Action Plan to Committee of the Whole



Constellation Model for Social Change

